

Antique-Finish Stain



S 9800/Colour







Product description
Ready-to-use pigmented, solvent-based stain. With rustic pore-emphasizing on coarse-pored wood because of the black pigment. Also suitable for patinating.

Range of application
Many types of coarse-pored wood for rustic pore-emphasized staining appearance. Particularly suitable for oak, ash, mahogany and walnut. Very well suitable for patinating already varnished surfaces.



Product data	
S 9800/2733 (colourless)	1l, 5l, 25l
Ready-to-use colours (S 9800/Colour).	1l, 5l
Viscosity at delivery DIN 4 mm (sec.)	10 ± 2
Shelf life – Original container unopened	at least 2 years
Further data in the Material Safety Data Sheet according to 91/155/EEC	www.zweihorn.com» Technical Data» Material Safety Data Sheets

Preparation of substrates		
	Graduated sanding of wood Carefully remove the sanding dust. Coarse-pore wood must be brushed out.	P120, P150, P180
	Optionally wet with water or pre-treat with Equalizer EGL. Sand or smoothen after drying overnight. Please see the Technical Data Sheet for this product.	

Processing	
	Shake or stir carefully!
	
	Richly apply the product with a staining brush in the direction of the wood grain. Give it some time to absorb, spread diagonally first, then longitudinally. Use a piece of fine linen cloth to transversally rub the surplus into the pore and then remove the surplus in the direction of the wood grain. When staining large surfaces, up to 10 percent of Retarder VZ can be added to extend the open time.
	Surfaces already varnished with Zweihorn® varnishes must first be sanded and dusted. Apply Antique-Finish Stain S 9800/Colour by spraying with a patinating pistol (round jet) with low material pressure and high air pressure onto the desired areas. If required, Thinner S 9004 can be added.

Brightening/Tinting
Brightening with any quantity of Antique-Finish Stain colourless S 9800/2733. All stains can be mixed with each other. Subtle nuances can be given with Colour Concentrate CK.

Aftertreatment
The product can be overpainted with any Zweihorn® varnishes. Never apply solvent-based varnishes by rolling or brushing as the stain could be blurred by doing so. Coating with Naturtrend products is also possible. When doing so, product-related changes in colour must be taken into account.

Application		
		
Spray pressure (bar)	1,0 - 1,5	-
Nozzle size (mm)	0.8-1.3	-
Coverage (m²/l)	7-12	7-15
Application quantity and coverage strongly depend on the type of wood and the way of sanding the wood.		

Drying time	
Overcoatable	at least 2 hours
Drying can be optimized through air movement and temperature increase.	

Special notes
Stained surfaces must always be given a follow-up treatment.
Put the stain into a suitable temporary receptacle and do not pour the remainder back into the original batch.
Wood rich in ingredients must first be washed out with wood soap solution to ensure a stable colour shade.
The colour depends on the type of wood, on the applied quantity of stain and on the subsequent surface treatment. Always make a staining and varnishing test.
After use, clean the tools with Zweihorn® Universal Cleanser UR.
If several batches should be used for one object, first mix all of them in a large plastic container in order to avoid colour variations.

Products from AkzoNobel Wood Coatings are exclusively produced for professional and industrial users, who have a basic knowledge of the handling and application of chemical/technical products for surface design. The processing instructions for reaching the qualities given in the leaflets should be regarded as non-binding recommendations and do not constitute any warranty. These recommendations are based on our experiences, including test series, and should facilitate and promote the work of our clients. Any potential deviation from ideal working conditions is within the responsibility of our clients and may affect the (end) result of the application. The purchaser is not relieved from his duties to inspect the product and its suitability for the surface to be processed, preferably through trial processing. If in any doubt as to the handling or processing of the purchased product, our material experts as well as our application and laboratory technicians will help you to the best of their ability.

AkzoNobel, of course, guarantees an impeccable quality of its products in its product specifications, yet the use thereof lies entirely within the responsibility of the purchaser. As long as we have not guaranteed – in writing – the specific characteristics and suitability of a product for a contractually agreed purpose, any advice or information given regarding the application or handling, even if the advice or information is given to the best of our knowledge, will not be binding nor will it constitute a warranty. AkzoNobel's liability for the use of its products by its customers is limited in its General Sales and Delivery Conditions, to which the purchaser is hereby referred. The applicable version of the Technical Data Sheet for this product can be downloaded from our websites.

Previous versions of the Technical Data Sheets are rendered void with the issue of a new one. Date of issue: 2016-03-03